

ENJOY FUN-COOKING WITH FIVESTAR GAS APPLIANCES.

Fivestar portable gas stove and butane gas cartridge are ideal for everything from patio parties, RV, camping, fishing picnics, barbecues and catering.



CATALOG
2011-2012



M.I.T. LIMITED

(주) 엠 아 이 티

<http://www.gasstove.co.kr>

2nd Fl., 108-16, 1-GA, WONHYO-RO, YONGSAN-KU,
SEOUL 140-846, KOREA

✉ mgchoi@mit21.net

ISO 9001:2000 certified by



Our portable gas appliances have been certified by the following testing & certification company.




Efficient

Extreme High Heat



When you use portable gas appliance, the butane cartridge is getting cold usually because of the heat of vaporization and the output is decreasing. But thermal conductive plate helps maintain consistent heating power and eliminates left-over butane fuel in cartridge.



Thermal conductive plate



MS-3800(R)



MS-3800S(P)



Model No. MS-3800



Model No. MS-3800S

MS-3800S(PR)

TECHNICAL DATA (at 20°C +/- 5°C)

Nominal Heat Input	2,9 kW
Gas consumption	200g/h
Cartridge to be used	MSF-1a
Kind of gas	Butane
Appliance category	Direct pressure butane

SPECIFICATION

- Dimensions: 329x277x101mm(LxWxH)
- Weight: 1.50kg
- Ignition type: Piezo-electric
- Safety device: Safety shut-off device¹⁾ Safety joint²⁾ Safety governor system³⁾ Safety cartridge setting device⁴⁾
- Thermal conductive plate system.

PACKING (OUTER)

- No. of unit: 6pcs
- Meas.: 630x350x320mm
- Gross weight: 13.80kg

TECHNICAL DATA (at 20°C +/- 5°C)

Nominal Heat Input	2,9 kW
Gas consumption	200g/h
Cartridge to be used	MSF-1a
Kind of gas	Butane
Appliance category	Direct pressure butane

SPECIFICATION

- Dimensions: 329x277x101mm(LxWxH)
- Weight: 1.48kg
- Ignition type: Piezo-electric
- Safety device: Safety shut-off device¹⁾ Safety joint²⁾ Safety governor system³⁾ Safety cartridge setting device⁴⁾
- Thermal conductive plate system.

PACKING (OUTER)

- No. of unit: 6pcs
- Meas.: 630x350x320mm
- Gross weight: 13.60kg

NEW

Compact

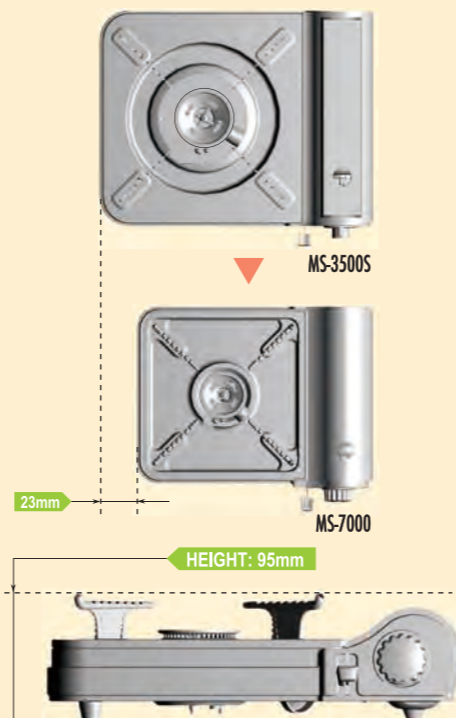
MINI



MS-7000S(P)



SIZE COMPARISON



Model No. MS-7000

TECHNICAL DATA (at 20°C +/- 5°C)

Nominal Heat Input	1.80 kW
Gas consumption	130g/h
Cartridge to be used	MSF-1a
Kind of gas	Butane
Appliance category	Direct pressure butane

SPECIFICATION

- Dimensions: 303x249x95mm(LxW xH)
- Weight: 1.2kg
- Ignition type: Piezo-electric
- Safety device: Safety shut-off device¹⁾ Safety joint²⁾ Safety governor system³⁾ Safety cartridge setting device⁴⁾ Drip pan reversal prevention mechanism⁵⁾

PACKING (OUTER)

- No. of unit: 6pcs
- Meas.: 600x320x285mm
- Gross weight: 11.80kg

Model No. MS-7000S

TECHNICAL DATA (at 20°C +/- 5°C)

Nominal Heat Input	1.80 kW
Gas consumption	130g/h
Cartridge to be used	MSF-1a
Kind of gas	Butane
Appliance category	Direct pressure butane

SPECIFICATION

- Dimensions: 303x249x95mm(LxW xH)
- Weight: 1.18kg
- Ignition type: Piezo-electric
- Safety device: Safety shut-off device¹⁾ Safety joint²⁾ Safety governor system³⁾ Safety cartridge setting device⁴⁾ Drip pan reversal prevention mechanism⁵⁾

PACKING (OUTER)


- No. of unit: 6pcs
- Meas.: 600x320x285mm
- Gross weight: 11.50kg

Safe



What is Flame Supervision Device?

Flame Supervision Devices (FSDs) shut off the fuel supply to a gas burner to prevent accumulations of gas should the flame go out for whatever reason. Preventing accumulations of gas is important for safety as there are many possible sources of ignition in any kitchen and this could lead to an explosion or a fire. FSDs therefore make gas hob burners safer as they detect there is no flame and automatically switch off the gas. Flame Supervision Devices may also be known as Flame Safety Devices or Flame Failure Devices.



1 Thermo Couple



2 Magnetic Power Unit



Model No. MS-2500FSD

TECHNICAL DATA (at 20°C +/- 5°C)		SPECIFICATION	PACKING (OUTER)
Nominal Heat Input	2,2 kW	<ul style="list-style-type: none"> • Dimensions: 343x284x113mm(LxW xH) • Weight: 1.60kg • Ignition type: Piezo-electric • Safety device: Safety shut-off device¹⁾ Safety joint²⁾ Safety governor system³⁾ Safety cartridge setting device⁴⁾ Drip pan reversal prevention mechanism⁵⁾ 	<ul style="list-style-type: none"> • No.of unit: 6pcs • Meas.: 554x371 x330mm • Gross weight: 14.10kg
Gas consumption	160g/h		
Cartridge to be used	MSF-1a		
Kind of gas	Butane		
Appliance category	Direct pressure butane		

Model No. MS-3800FSD

TECHNICAL DATA (at 20°C +/- 5°C)		SPECIFICATION	PACKING (OUTER)
Nominal Heat Input	2,9 kW	<ul style="list-style-type: none"> • Dimensions: 329x277x101mm(LxW xH) • Weight: 1.65kg • Ignition type: Piezo-electric • Safety device: Safety shut-off device¹⁾ Safety joint²⁾ Safety governor system³⁾ Safety cartridge setting device⁴⁾ Thermal conductive plate system. 	<ul style="list-style-type: none"> • No.of unit: 6pcs • Meas.: 630x350 x320mm • Gross weight: 14.5kg
Gas consumption	200g/h		
Cartridge to be used	MSF-1a		
Kind of gas	Butane		
Appliance category	Direct pressure butane		

InfraRed

elegant


Ceramic Combustion Surface

- Stable Flame - shorter and close to ceramic cellular burner head.
- Infrared prevents Flare-up and Spillover.

Far Infrared Radiation

- Infrared Eliminates Hot spots.
- Healthy Heat.

NEW



MS-3500CS

MS-3500C

Model No. MS-2500C

TECHNICAL DATA (at 20°C +/- 5°C)

ITEM	MS-2500C	MS-7000C	MS-3500C
Nominal Heat Input	1.75 kW	1.1 kW	1.51 kW
Gas consumption	125g/h	80g/h	110g/h
Cartridge to be used	MSF-1a	MSF-1a	MSF-1a
Kind of gas	Butane	Butane	Butane
Appliance category	Direct pressure butane		

Model No. MS-7000C

PACKING (OUTER)

ITEM	MS-2500C	MS-7000C	MS-3500C
No. of unit	6pcs	6pcs	6pcs
Measurement	732x368x328mm	600x320x285mm	580x350x315mm
Gross weight	14.90kg	11.80kg	13.80kg

Model No. MS-3500C series

SPECIFICATION

ITEM	MS-2500C	MS-7000C	MS-3500C
Dimensions	343x284x113mm(LxWxH)	303x249x95mm(LxWxH)	326x277x91mm(LxWxH)
Weight	1.50kg	1.23kg	1.53kg
Ignition type	Piezo-electric	Piezo-electric	Piezo-electric
Safety device	Safety shut-off device, Safety joint, Safety governor system, Safety cartridge setting device Drip pan reversal prevention mechanism		

DELUXE

Stainless steel top plate



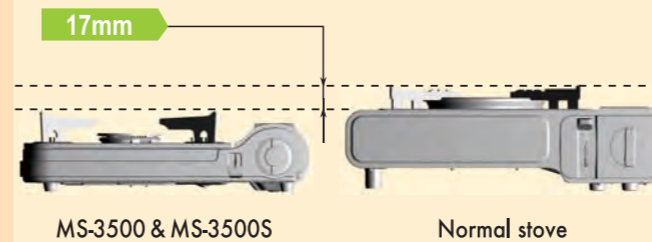
MS-3500S(P)



Stylish



HEIGHT COMPARISON



Porcelain-enameled top plate



Model No. MS-3500S

TECHNICAL DATA (at 20°C+/-5°C)		SPECIFICATION	PACKING (OUTER)
Nominal Heat Input	2,9 kW	<ul style="list-style-type: none"> Dimensions: 326x277x91mm(LxW xH) Weight: 1.40kg Ignition type: Piezo-electric Safety device: Safety shut-off device¹⁾ Safety joint²⁾ Safety governor system³⁾ Safety cartridge setting device⁴⁾ Thermal conductive plate system. 	<ul style="list-style-type: none"> No. of unit: 6pcs Meas.: 580x350x315mm Gross weight: 12.70kg
Gas consumption	200g/h		
Cartridge to be used	MSF-1a		
Kind of gas	Butane		
Appliance category	Direct pressure butane		

Model No. MS-3500

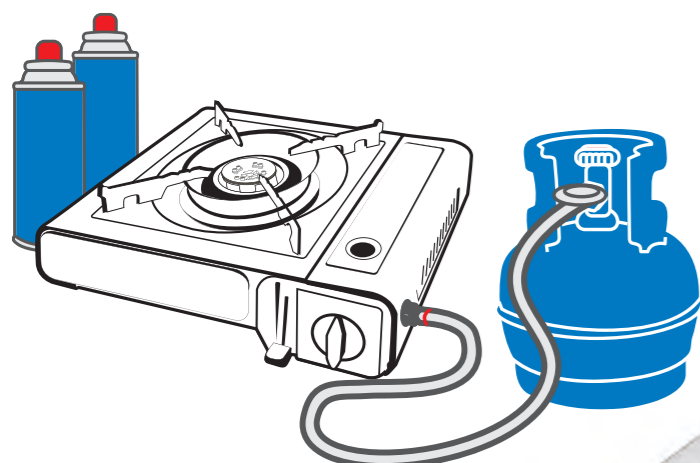
TECHNICAL DATA (at 20°C+/-5°C)		SPECIFICATION	PACKING (OUTER)
Nominal Heat Input	2,9 kW	<ul style="list-style-type: none"> Dimensions: 326x277x91mm(LxW xH) Weight: 1.42kg Ignition type: Piezo-electric Safety device: Safety shut-off device¹⁾ Safety joint²⁾ Safety governor system³⁾ Safety cartridge setting device⁴⁾ Thermal conductive plate system. 	<ul style="list-style-type: none"> No. of unit: 6pcs Meas.: 580x350x315mm Gross weight: 12.95kg
Gas consumption	200g/h		
Cartridge to be used	MSF-1a		
Kind of gas	Butane		
Appliance category	Direct pressure butane		

Universal

NEW

■ TECHNICAL CHARACTERISTICS

Use of Butane gas cartridge	Type of gas	Butane
	Nominal heat input	2.3kW
	Gas consumption	165g/h
Use of LP gas cylinder fitted with a regulator 28 mbar	Type of gas	Propane or Butane
	Nominal heat input	2.0kW
	Gas consumption	145g/h



Model No. MS-2500LPG

SPECIFICATION

- Dimensions: 343x284x113mm(LxWxH)
- Weight: 1.45kg
- Ignition type: Piezo-electric
- Safety device: Safety shut-off device¹⁾ Safety joint²⁾ Safety governor system³⁾ Safety cartridge setting device⁴⁾ Drip pan reversal prevention mechanism⁵⁾

PACKING (OUTER)

- No. of unit: 6pcs
- Meas.: 554x371x330mm
- Gross weight: 13.10kg

Adaptor to connect LP gas cylinder (Threaded fitting)



Typical



BESTSELLERS



Model No. MS-2500

TECHNICAL DATA (at 20°C+/-5°C)

Nominal Heat Input	2,2 kW
Gas consumption	160g/h
Cartridge to be used	MSF-1a
Kind of gas	Butane
Appliance category	Direct pressure butane

SPECIFICATION

- Dimensions: 343x284x113mm(LxWxH)
- Weight: 1.4kg
- Ignition type: Piezo-electric
- Safety device: Safety shut-off device¹⁾ Safety joint²⁾ Safety governor system³⁾ Safety cartridge setting device⁴⁾ Drip pan reversal prevention mechanism⁵⁾

PACKING (OUTER)

- No. of unit: 6pcs
- Meas.: 554x371x330mm
- Gross weight: 12.85kg



Butane fuel canister

FIVESTAR butane cartridges are reasonable cartridges; they are equipped with a HIGH SECURITY SELF-SEALING VALVE and can easily be disconnected and reconnected even when not empty! This is a major advantage for carrying and storage, or when you want to use the same cartridge successively on portable gas appliances.



product SPECIFICATION

Model No.	Fuel Capacity	Packing
MSF-1	220g, 227g, 250g	4pcs/Shrink Film x 7Lines (28pcs/box)
MSC-230	220g, 227g, 250g	4pcs/Shrink Film x 7Lines (28pcs/box)
MSF-3	230g	24pcs/box
MSF-4	450g	12pcs/box

FIVESTAR gas cartridges are produced under the most stringent quality control possible and have been certified by the following testing & certification bodies.



Our new product, MAX CRV butane cartridge is constructed with Countersink Release Vent system, which releases pressure in the event of abnormal pressure build-up. this CRV system is much more safer than the existing RVR (rim vent release).



Portable Gas Heater



Option: ODS, TILT, FSD System

MSH-9000

TECHNICAL DATA (at 20°C+/-5°C)

Nominal Heat Input 1,1kW
 Gas consumption 80g/h
 Cartridge to be used MSC-230
 Kind of gas Butane
 Appliance category Direct pressure butane

SPECIFICATION

- Dimensions: 287x195x278mm(LxWxH)
- Weight: 2.2kg
- Ignition type: Piezo-electric
- Safety device: Safety shut-off device¹⁾
- Safety joint²⁾ Safety governor system³⁾
- Safety cartridge setting device⁴⁾

PACKING

- No. of unit: 6pcs
- Meas.: 625x304x495mm
- Gross weight: 15kg

DELUXE STAINLESS STEEL 2 BURNER STOVE



MSD-5000

TECHNICAL DATA (at 20°C+/-5°C)

Nominal Heat Input 2,8 kW per burner
 Gas consumption 200g/h
 Cartridge to be used MSC-230
 Kind of gas Butane
 Appliance category Direct pressure butane

SPECIFICATION

- Dimensions: 602x285x135mm(LxWxH)
- Weight: 4.6kg
- Ignition type: Piezo-electric
- Safety device: Safety flow shut-off device¹⁾
- Safety joint²⁾ Safety governor system³⁾
- Safety cartridge setting device⁴⁾

PACKING (OUTER)

- No. of unit: 3pcs
- Meas.: 620x434x328mm
- Gross weight: 14.8kg

BACKPACK GAS STOVE & LANTERN



MS-2116



MS-922

- Specification: 53x97mm
- Net weight: 85g
- Gas consumption: 126g/hr
- Material: Dulaluminum alloy/copper/stainless steel

- Specification: 116x79mm
- Net weight: 200g
- Gas consumption: 30g/hr
- Illumination: 80lux

Gas Torch



NS-2000T

NS-9607

NS-1000T

NS-3000T

ESSENCE HOSE STOVE



- Specification: 200X95X100mm
- Gas consumption: 130g/hr

MS-2111L

Infrared Cassette Grill



MSG-9800

- Dimensions: 136x391x227mm(HxWxD)
- Net weight: 2.4Kgs
- Gas consumption: 170g/hr
- Heat input: 2,5kW



BBQ Grill plate

2 way



Model MS-340N



Model MS-340M



Model MS-350



Model MS-380M



Model MS-370



Model MS-330